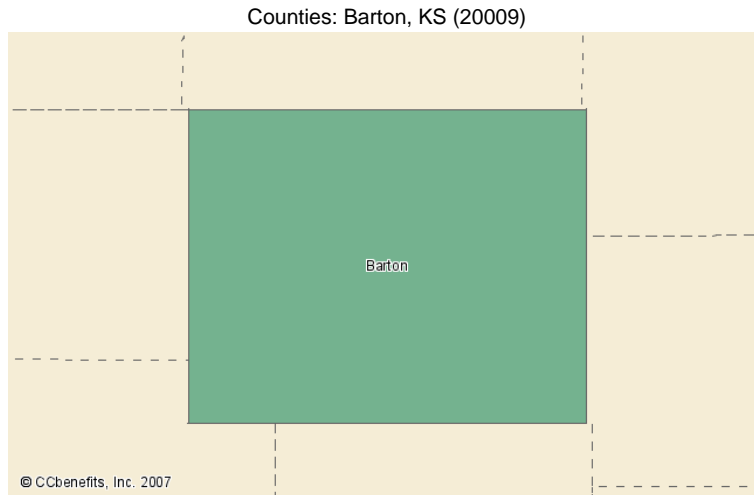


# Barton Community College

245 NE 30 Road  
Great Bend, Kansas 67530  
620.792.2701

## Current Educational Attainment Report

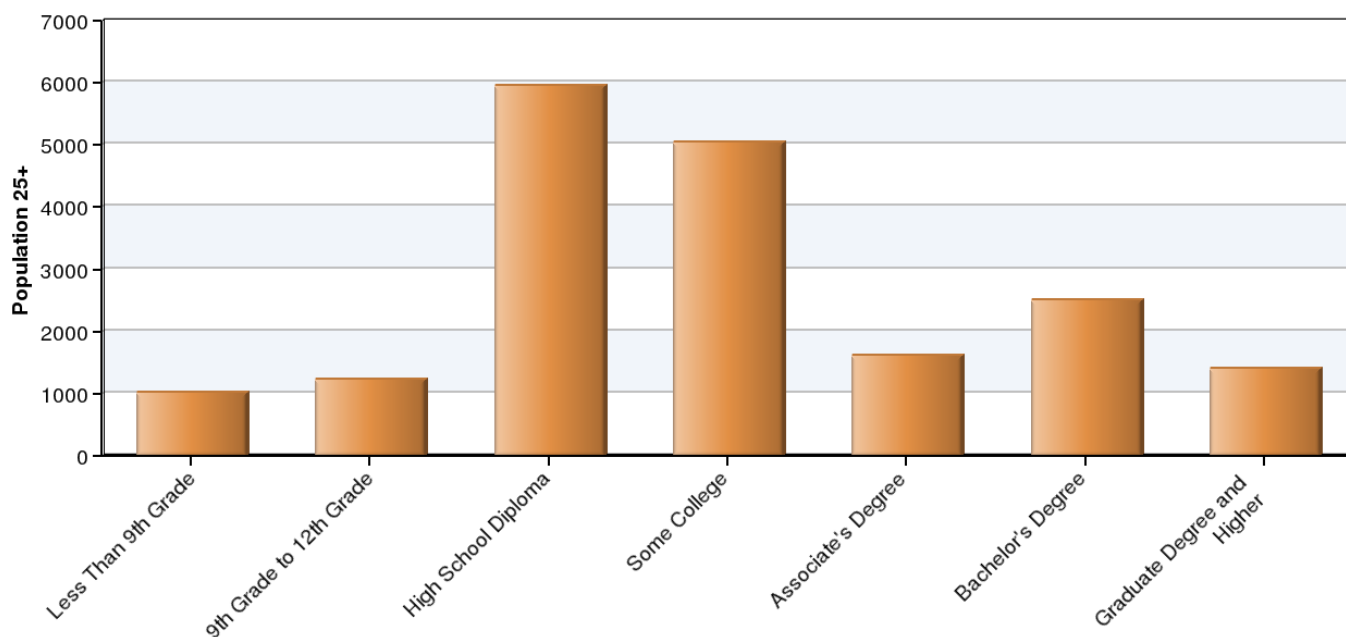
### Region: Barton County



Report produced by CCbenefits, Inc. [www.ccbenefits.com](http://www.ccbenefits.com)  
Data by Economic Modeling Specialists, Inc. [www.economicmodeling.com](http://www.economicmodeling.com)

# Educational Attainment Demographics

## Population 25+ by Education (2007)



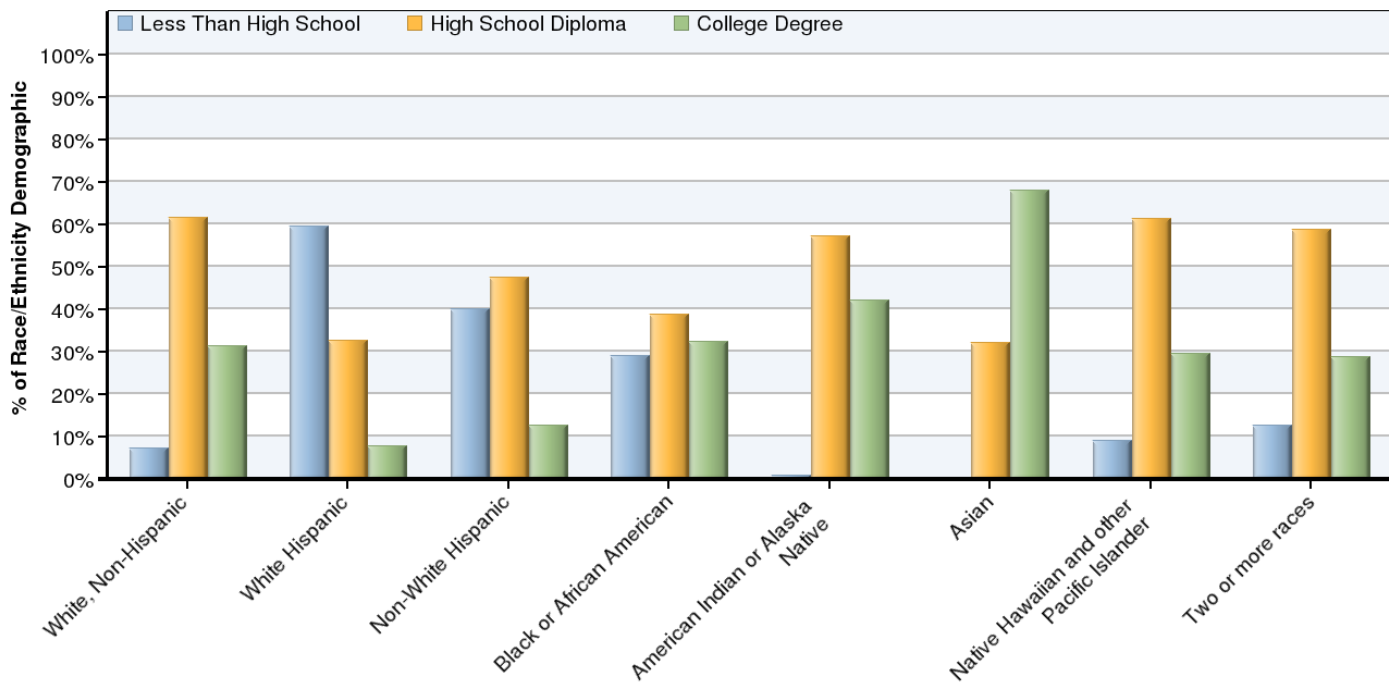
Source: CCbenefits, 2007

Education Level	2007 Pop 25+	% of Pop 25+	State % Pop 25+	Nat. % Pop 25+
Less Than 9th Grade	1,013	5%	3%	6%
9th Grade to 12th Grade	1,226	7%	5%	9%
High School Diploma	5,942	32%	29%	29%
Some College	5,045	27%	25%	22%
Associate's Degree	1,609	9%	6%	6%
Bachelor's Degree	2,495	13%	21%	18%
Graduate Degree and Higher	1,392	7%	11%	10%
	<b>18,721</b>	<b>100%</b>	<b>100%</b>	<b>100%</b>

Source: Economic Modeling Specialists, Inc. - 7/07

# Race/Ethnicity Demographics

## Population 25+ by Race/Ethnicity and Education



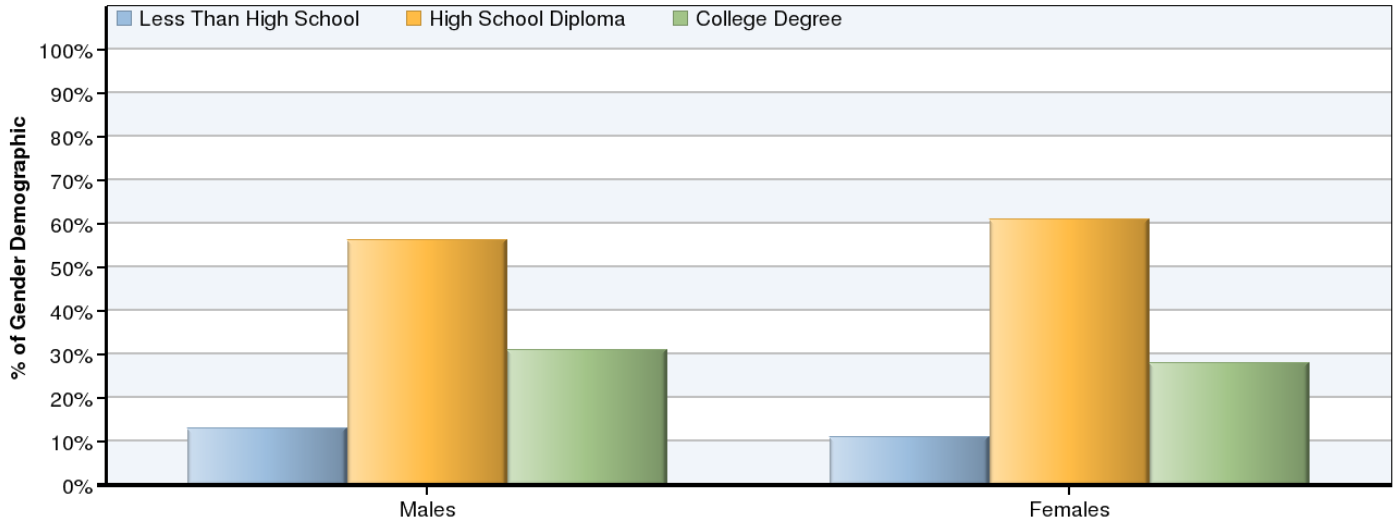
Source: CCbenefits, 2007

Race/Ethnicity	2007 Pop 25+	Less Than High School	High School Diploma	College Degree
White, Non-Hispanic	16,655	1,208	10,245	5,202
White Hispanic	1,550	924	505	121
Non-White Hispanic	49	19	23	6
Black or African American	253	73	98	81
American Indian or Alaska Native	69	1	40	29
Asian	38	0	12	26
Native Hawaiian and other Pacific Islander	9	1	5	3
Two or more races	99	12	58	28
	<b>18,721</b>	<b>2,238</b>	<b>10,987</b>	<b>5,496</b>

Source: Economic Modeling Specialists, Inc. - 7/07

# Gender Demographics

## Population 25+ by Gender and Education



Source: CCbenefits, 2007

Gender	2007 Pop 25+	Less Than High School	High School Diploma	College Degree
Males	8,984	1,159	5,046	2,779
Females	9,736	1,079	5,940	2,717
	18,721	2,238	10,987	5,496

Source: Economic Modeling Specialists, Inc. - 7/07